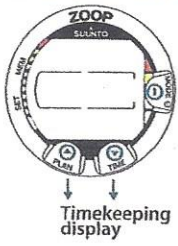


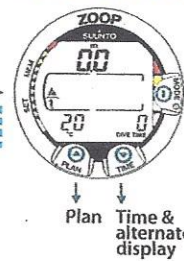
## TIME & STAND-BY MODE



3 sec.



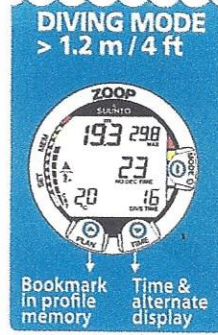
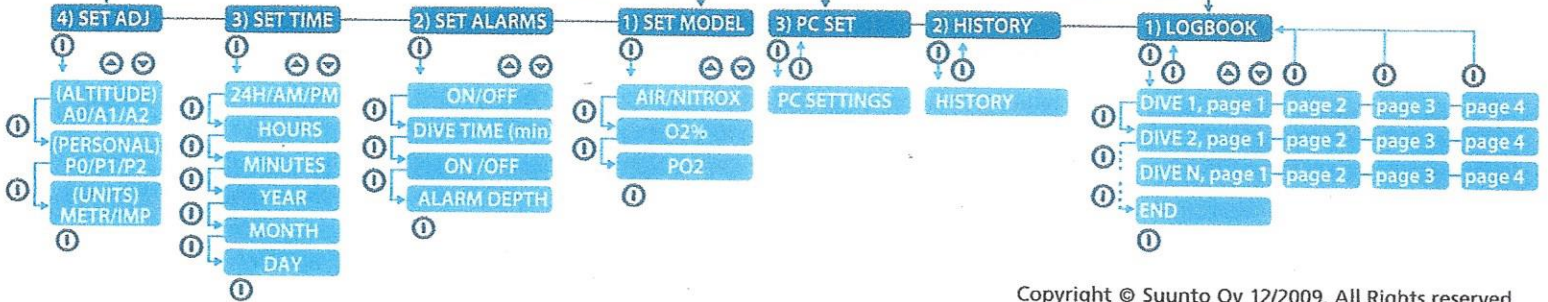
## SURFACE MODE



2 MODE OPTIONS

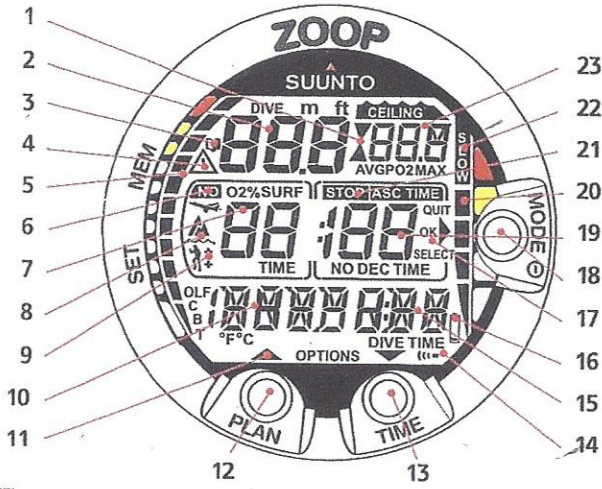


4 SET OPTIONS 3 MEMORY OPTIONS



**SUUNTO**

Copyright © Suunto Oy 12/2009. All Rights reserved.



- 1. Arrows:
  - Decompression Stop at the Ceiling Depth
  - Mandatory Safety Stop Zone
  - Ascent Recommended
  - Must Descend
- 2. Present Depth Dive Counter
- 3. Logbook Symbol
- 4. Dive Attention Symbol
- 5. Bar Graph:
  - Mode Indicator
  - Consumed Bottom Time
  - Oxygen Limit Fraction
- 6. Do Not Fly Icon
- 7. Oxygen Percentage in Nitrox Mode
- 8. High Altitude Mode
- 9. Personal Adjustment Mode
- 10. Temperature, Week Day, Mode Text
- 11. Scroll Button Indicators
- 12. Dive Planning Button
  - Scroll Button (increase value, ascend)
- 13. Time Button (alternate display)
  - Scroll Button (decrease value, descend)
- 14. Dive Time
  - Depth Alarm On Indicator
- 15. Dive Time / Time / Month, day
- 16. Low Battery Warning
- 17. Indicators for the Smart Button
- 18. The Smart Button:
  - Activation/Modes
- 19. Current Time Display
  - Surface Interval Time
  - No Flying time
- No-Decompression Time
  - Total Ascent Time
  - Safety Stop Time
- 20. Bar Graph:
  - Ascent Rate Indicator
  - Battery Power Indicator
  - Logbook Page Indicator
- 21. Safety Stop Warning
  - Safety Stop Indicator
- 22. Fast ascent Warning (SLOW)
- 23. Maximum Depth
  - Ceiling Depth on Decompression
  - Mandatory Safety Stop Depth
  - Average Depth on Logbook
  - Oxygen Partial Pressure
  - AMP/MP Indicator

## SUUNTO ZOOP POCKET GUIDE